



ಬೃಹತ್ ಬೆಂಗಳೂರು ಮಹಾನಗರ ಪಾಲಿಕೆ
Bruhat Bengaluru Mahanagara Palike



BBMP COVID-19 WAR ROOM 20.03.2022



OVERVIEW OF COVID-19 IN BENGALURU

CASE TRENDS ACTIVE CASES **1,706**

Confirmed Cases 91 17,81,007 #	Recovered Cases 125 17,62,349 #	Death Cases 1 16,952 #
---	--	-------------------------------------

HOSPITALIZATION **43**

ICU – V 7	ICU 10	HDU 3	General 23
---------------------	------------------	-----------------	----------------------

INCLUDES GOVT. QUOTA AND PRIVATE WALK-IN HOSPITALIZATION

VACCINATION **19,935** 1,82,22,375 #

First Dose 5,884 92,94,628 #	Second Dose 12,007 85,96,320 #	Precaution Dose 2,044 3,09,810 #
---	---	---

TRIAGING

MTU
34

ACTIVE CZs

1

MCZs (< 5 cases)
0

TESTING **10,800** 2,95,31,174 #

Positivity : 0.85% <small>*FOR LAST 7 DAYS</small>	RAT 1,245	RTPCR 9,555
--	---------------------	-----------------------

Tele Triage
69

Clusters (> 5 cases)
1

: indicates cumulative numbers till date



ABSTRACT OF COVID-19 SCENARIO IN BENGALURU



	MALE			FEMALE			TRANSGENDER			TOTAL		
	Last 24 Hours	Last 7 Days	Cumulative	Last 24 Hours	Last 7 Days	Cumulative	Last 24 Hours	Last 7 Days	Cumulative	Last 24 Hours	Last 7 Days	Cumulative
Positive Cases	62	411	10,53,378	29	260	7,27,438	0	0	191	91	671	17,81,007
Recovered Cases	77	533	10,41,083	48	545	7,21,083	0	0	183	125	1,078	17,62,349
Death Cases	1	6	10,740	0	2	6,208	0	0	4	1*	8	16,952
Total Tests Done	In Last 24 hrs. : 10,800			In last 7 days : 79,082			Cumulative : 2,95,31,174					
Vaccine Doses Administered	In Last 24 hrs. : 19,935			In last 7 days : 1,01,384			Cumulative : 1,82,22,375					
ACTIVE CASES									1,706			

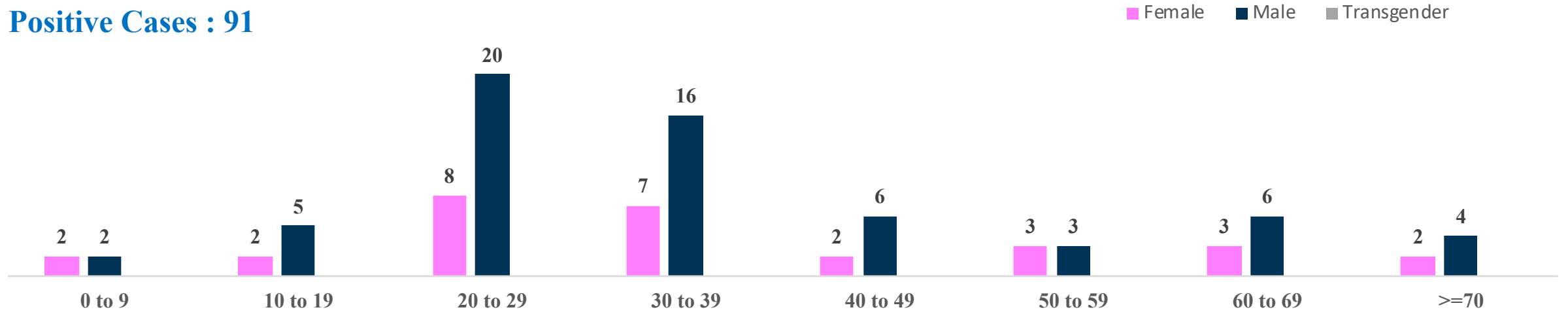
*Covid deaths occurred today : 00 | Covid deaths occurred beyond last 24 hrs., reported today : 1



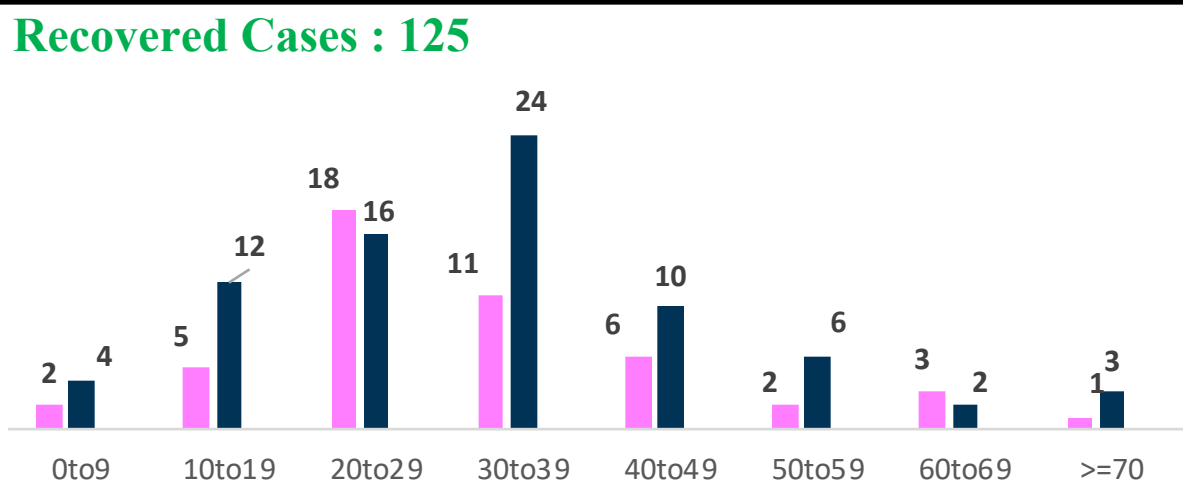
LAST 24 HOURS AGE GROUP AND GENDER WISE DISTRIBUTION




Positive Cases : 91



Recovered Cases : 125

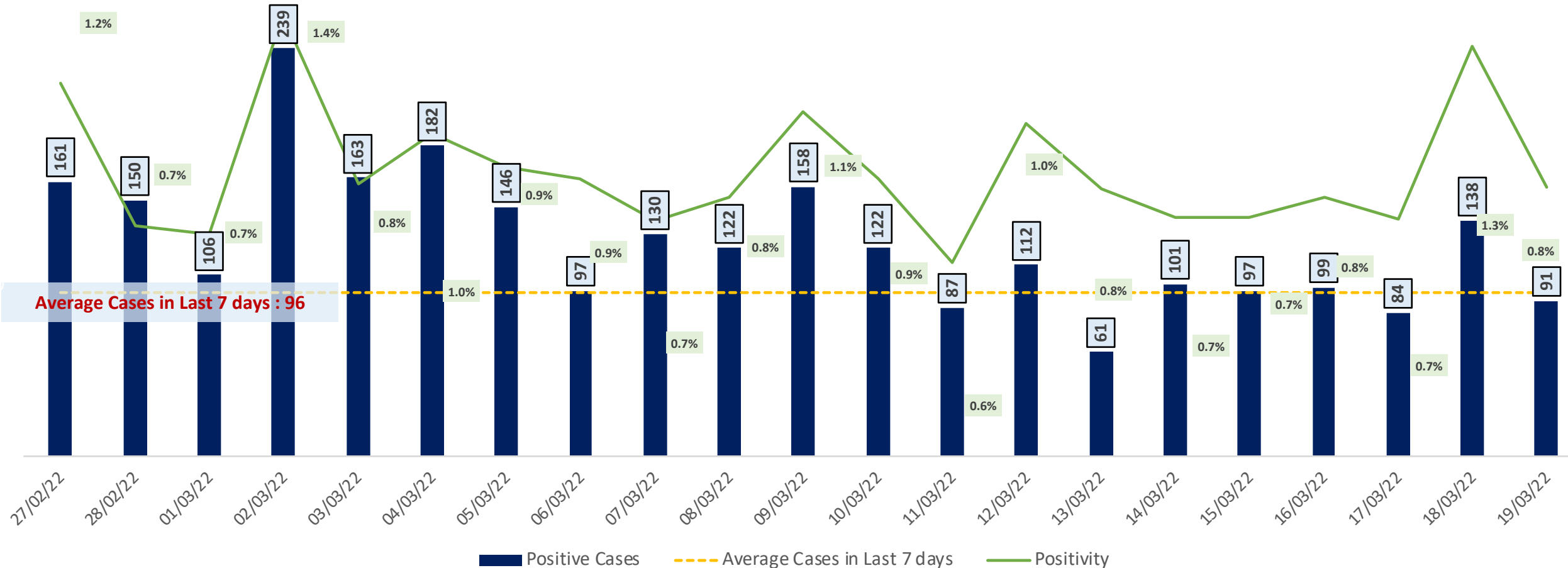


Death Cases : 1



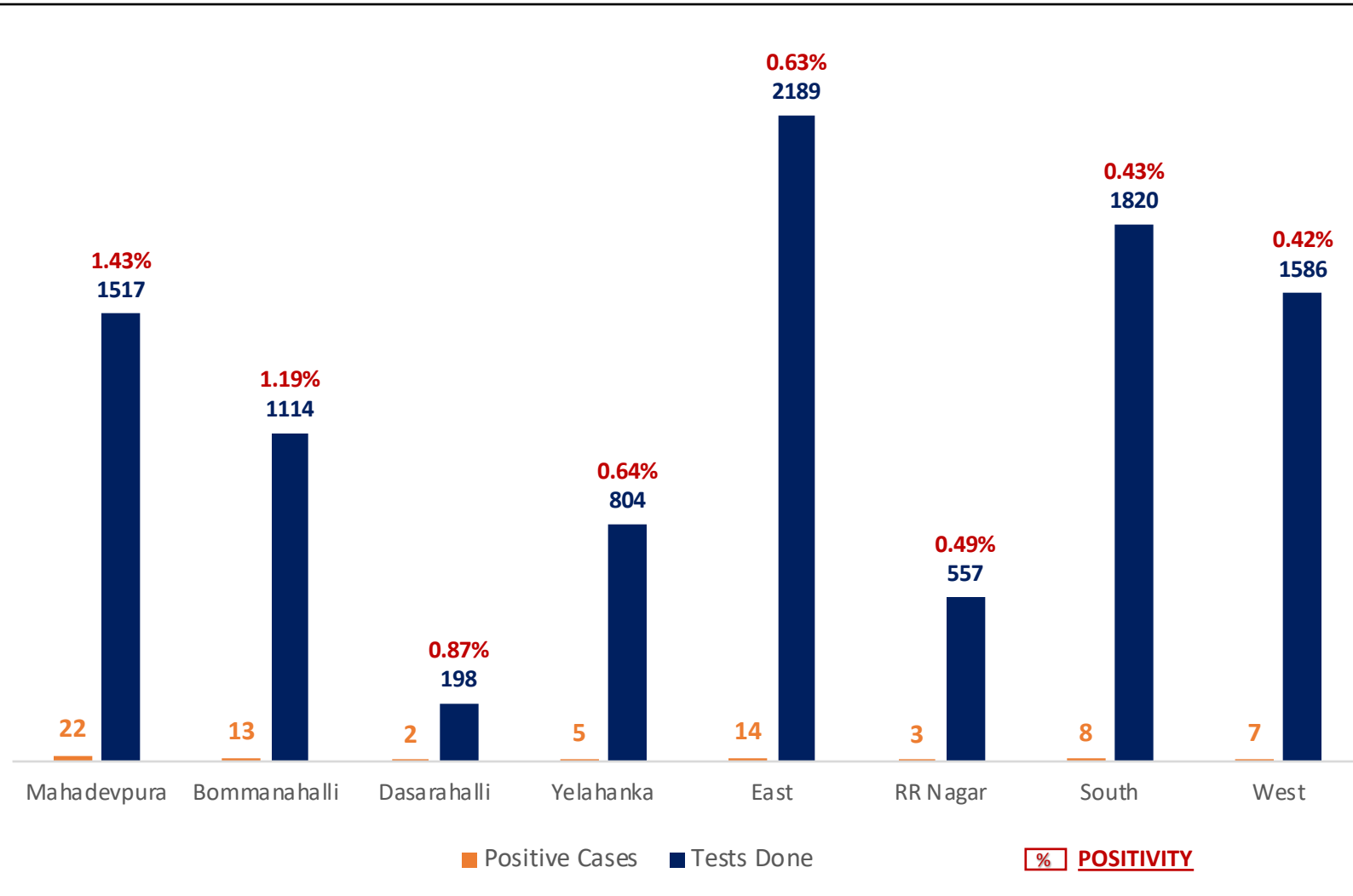


POSITIVITY RATE OF BENGALURU – LAST 21 DAYS





ZONE WISE COVID19 CASE MANAGEMENT FOR LAST 7 DAYS



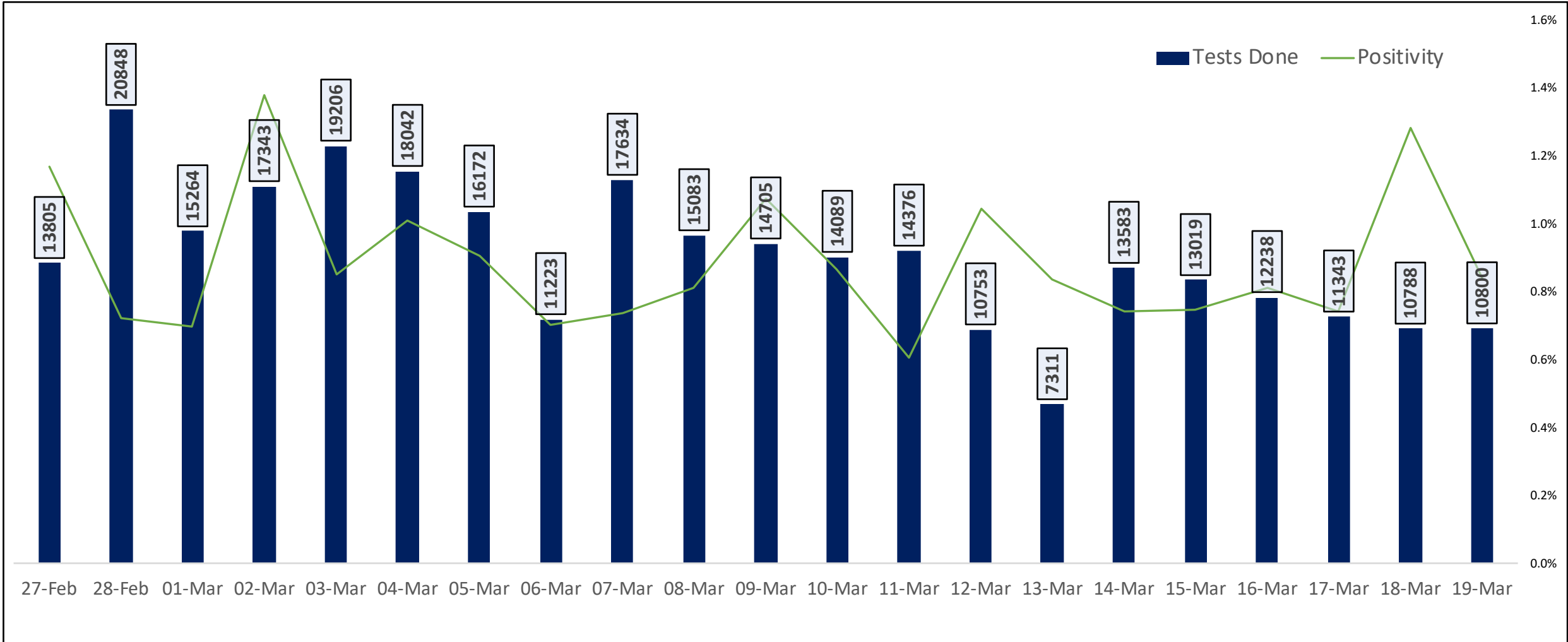
Zone Name	Hospital/ CCC	Home isolation	Under Tracing
BOMMANAHALLI	2.44%	97.56%	0.00%
DASARAHALLI	0.00%	100.00%	0.00%
EAST	4.55%	95.45%	0.00%
MAHADEVAPURA	3.73%	96.27%	0.00%
RR NAGAR	10.00%	90.00%	0.00%
SOUTH	4.76%	95.24%	0.00%
WEST	5.41%	94.59%	0.00%
YELAHANKA	0.00%	100.00%	0.00%



TESTING TRENDS IN BENGALURU

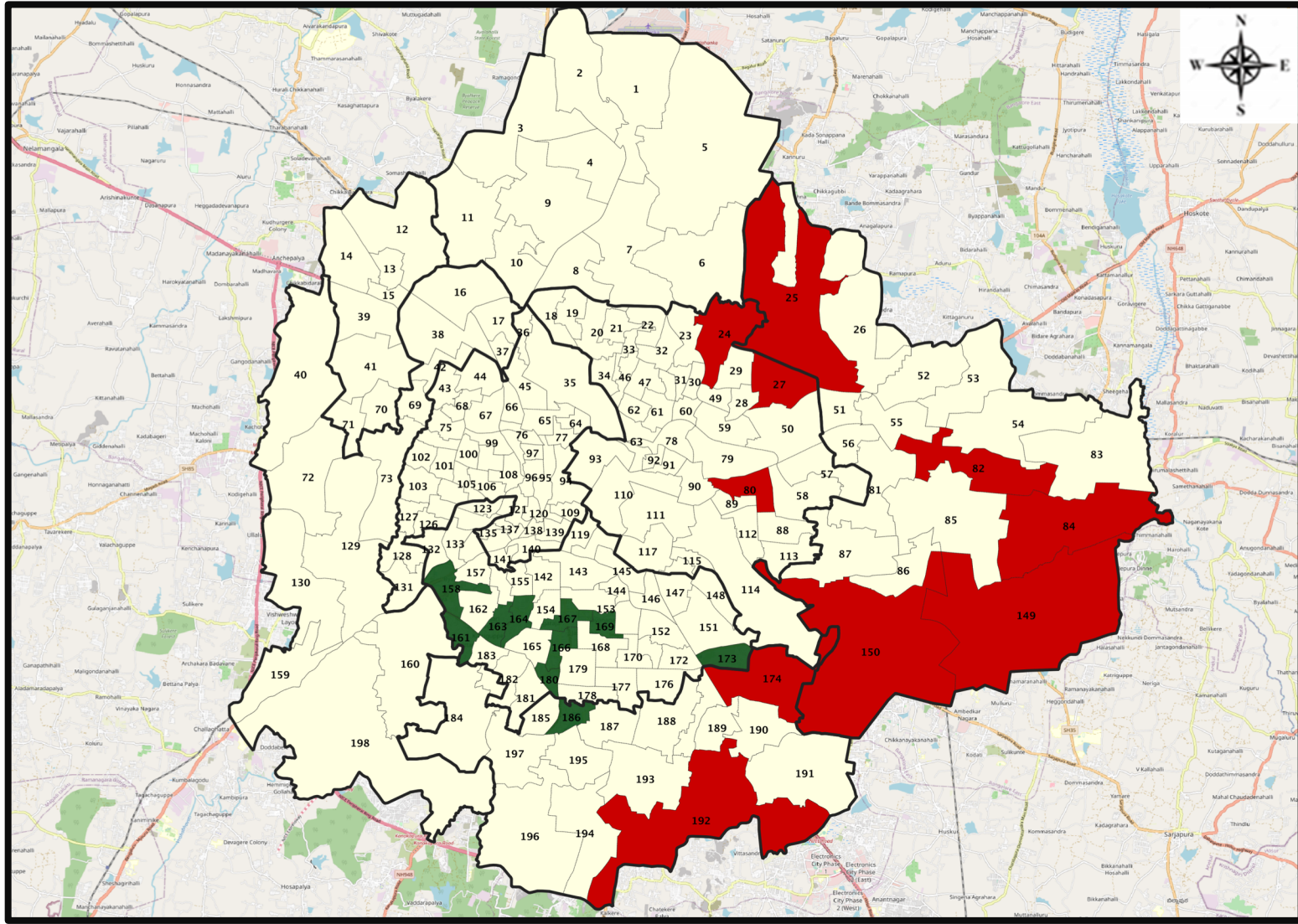


Total Test Conducted Till Date	Test Conducted Last 24 hours	Last 7 Days Average
2,95,31,174	10,800	11,297





BENGALURU URBAN MAP SHOWING TREND OF POSITIVE CASES IN LAST 7 DAYS



Top 10 wards reporting highest number of positive cases in last 7 days

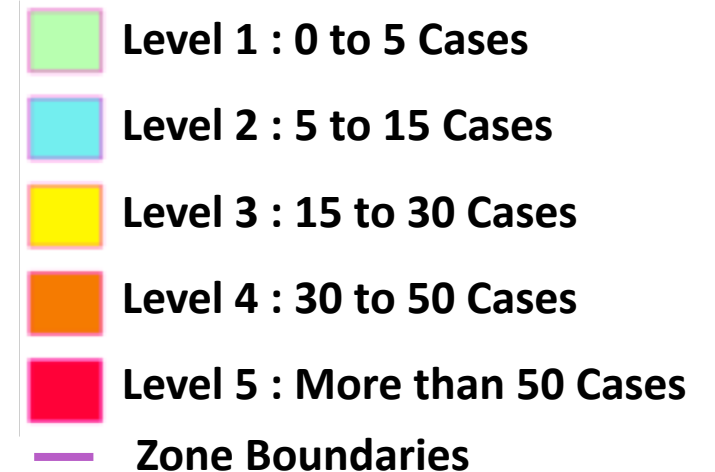
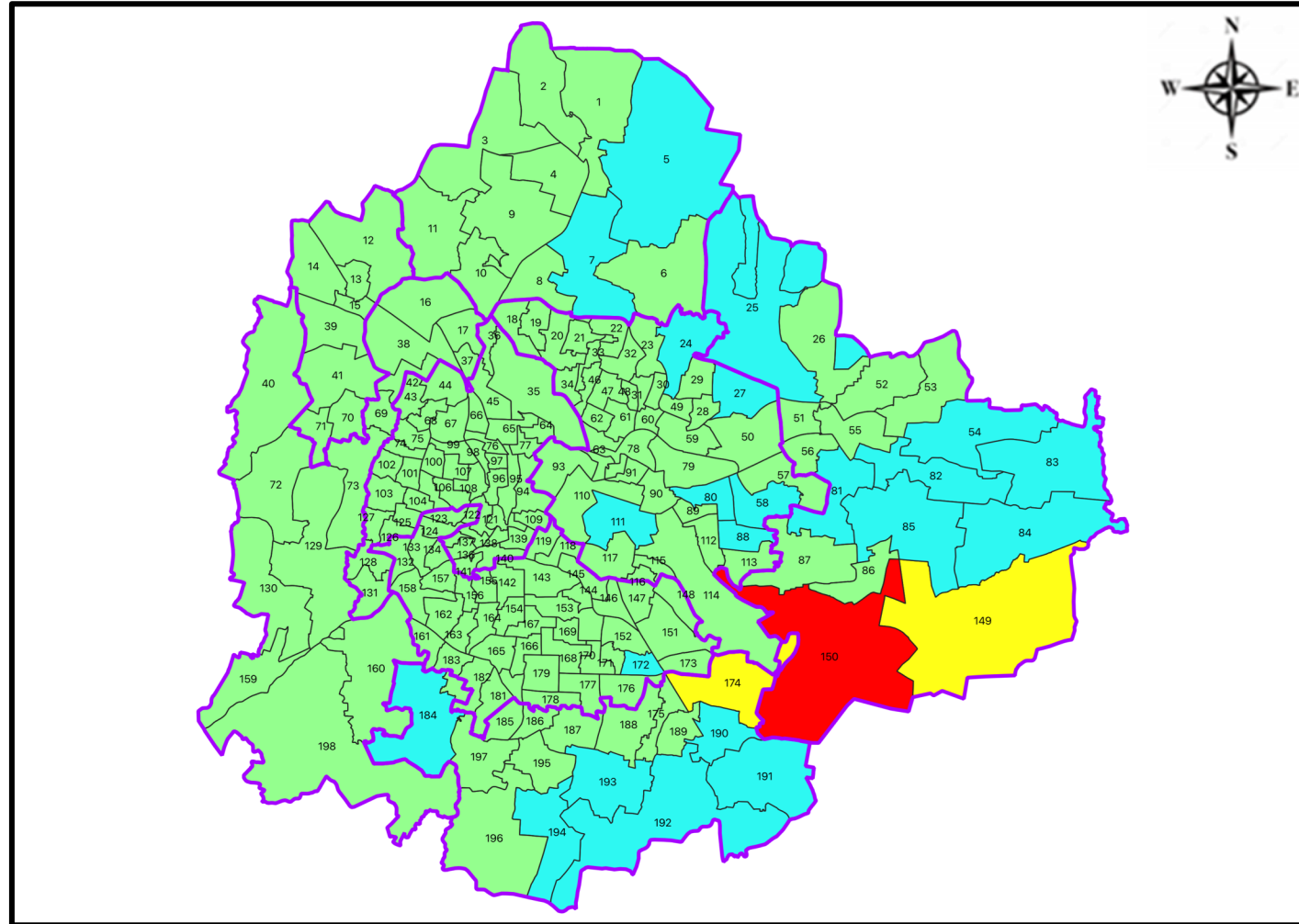
Ward No.	Ward Name	Daily Cases Average
150	Bellanduru	8
174	HSR Layout	3
149	Varthuru	3
82	Garudachar Palya	2
84	Hagadur	2
192	Begur	2
80	Hoysala Nagar	2
24	HBR Layout	2
27	Banasavadi	2
25	Horamavu	1

Top 10 wards reporting least number of positive cases in last 7 days

Ward No.	Ward Name	Daily Cases Average
186	Jaraganahalli	0
180	Banashankari Temple Ward	0
173	Jakkasandra	0
169	Byrasandra	0
167	Yediyur	0
166	Karisandra	0
164	Vidyapeeta Ward	0
163	Katriguppe	0
161	Hosakerehalli	0
158	Deepanjali Nagara	0



BENGALURU MAP SHOWING INTENSITY OF POSITIVE CASES IN LAST 7 DAYS



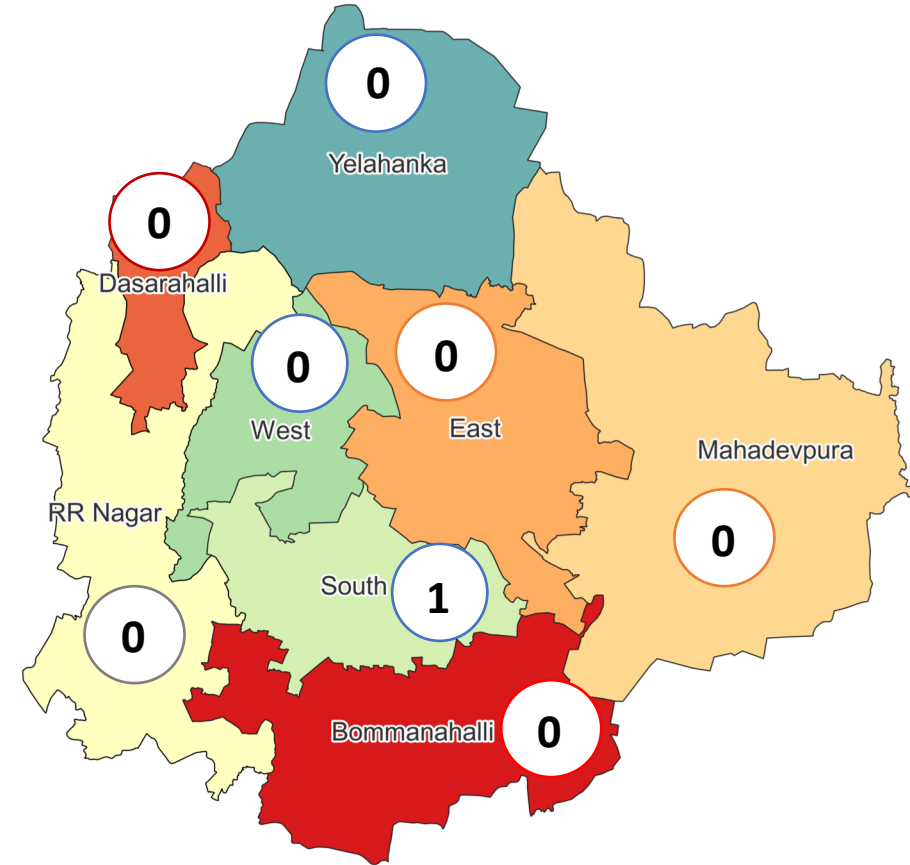


CONTAINMENT ZONE DETAILS



Zone Name	TOTAL CZs	Less Than 5 Cases	5 To 14 Cases	More Than 14 Cases
BOMMANAHALLI	0 (-)	0 (-)	0 (-)	0 (-)
DASARAHALLI	0 (-)	0 (-)	0 (-)	0 (-)
EAST	0 (-)	0 (-)	0 (-)	0 (-)
MAHADEVPURA	0 (-)	0 (-)	0 (-)	0 (-)
RR NAGAR	0 (-)	0 (-)	0 (-)	0 (-)
SOUTH	1 (-)	1 (-)	0 (-)	0 (-)
WEST	0 (-)	0 (-)	0 (-)	0 (-)
YELAHANKHA	0 (-)	0 (-)	0 (-)	0 (-)
TOTAL	1 (-)	1 (-)	0 (-)	0 (-)

Total Active Containment Zones



Types of Containment

Zone Name	Apartments	Individual House	Hostels/Quarters	Others	Schools/Colleges
BOMMANAHALLI	0 (-)	0 (-)	0 (-)	0 (-)	0 (-)
DASARAHALLI	0 (-)	0 (-)	0 (-)	0 (-)	0 (-)
EAST	0 (-)	0 (-)	0 (-)	0 (-)	0 (-)
MAHADEVPURA	0 (-)	0 (-)	0 (-)	0 (-)	0 (-)
RR NAGAR	0 (-)	0 (-)	0 (-)	0 (-)	0 (-)
SOUTH	1 (-)	0 (-)	0 (-)	0 (-)	0 (-)
WEST	0 (-)	0 (-)	0 (-)	0 (-)	0 (-)
YELAHANKHA	0 (-)	0 (-)	0 (-)	0 (-)	0 (-)
TOTAL	1 (-)	0 (-)	0 (-)	0 (-)	0 (-)

▲▼ : Shows increase and decrease in numbers as compared to previous day



GOVT. QUOTA COVID BED STATUS AS ON 20.03.2022



SR. NO.	Facility Type	No. of Hospital	Total Allocated Beds for C+ Patients					Occupied Beds for C+ Patients					Net Available Beds for C+ Patients				
			Gen Beds	HDU	ICU Beds	ICU-V	Total	Gen Beds	HDU	ICU Beds	ICU-V	Total	Gen Beds	HDU	ICU Beds	ICU-V	Total
1	Government Medical Colleges	4	120	255	33	27	435	0	0	0	1	1	120	255	33	26	434
2	Government Hospitals	18	637	292	74	95	1,098	1	2	0	0	3	636	290	74	95	1,095
3	Private Medical Colleges	12	178	200	66	35	479	0	0	3	0	3	178	200	63	35	476
4	Private Hospitals	32	181	61	49	42	333	1	0	1	5	7	180	61	48	37	326
5	Covid Care Centre	1	50					1					49				
Total Beds		67	1,166	808	222	199	2,395	3	2	4	6	15	1,163	806	218	193	2,380

* Status as on 20.03.2022 – 05:00 PM



ACTIVE PATIENTS ADMITTED UNDER GOVT. QUOTA



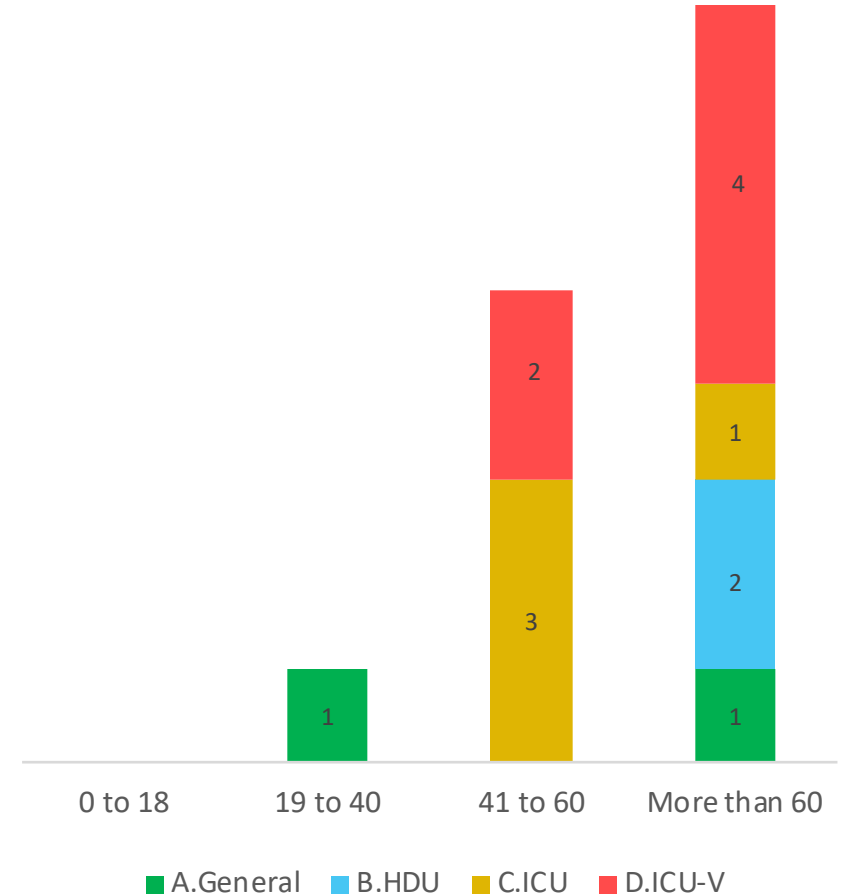
Admission By Bed Type And Number Of Days From Date Of Admission

Days in Hospital	General	HDU	ICU	ICU-V	Total
0 to 7 Days				1	1
8 to 14 Days					0
15 to 21 Days					0
Beyond 21 days	2	2	4	5	13
TOTAL	2	2	4	6	14

* Only Government Quota Admissions through CHBMS considered

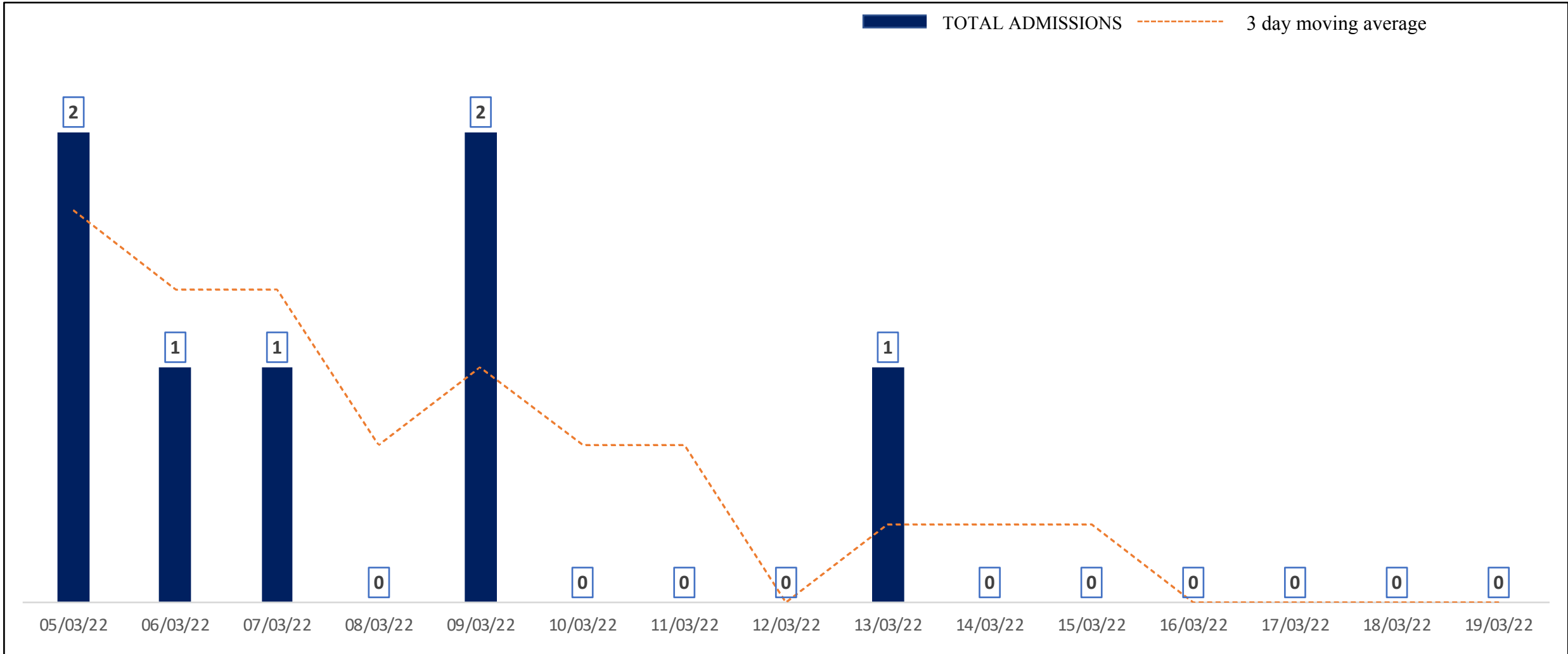
* Status as on 20.03.2022 – 04:30 PM

Age Group Distribution Of Active Hospital Admission





HOSPITAL ADMISSIONS LAST 15 DAYS TREND



* Only Government Quota Admissions through CHBMS considered

* Only Fresh Admissions considered

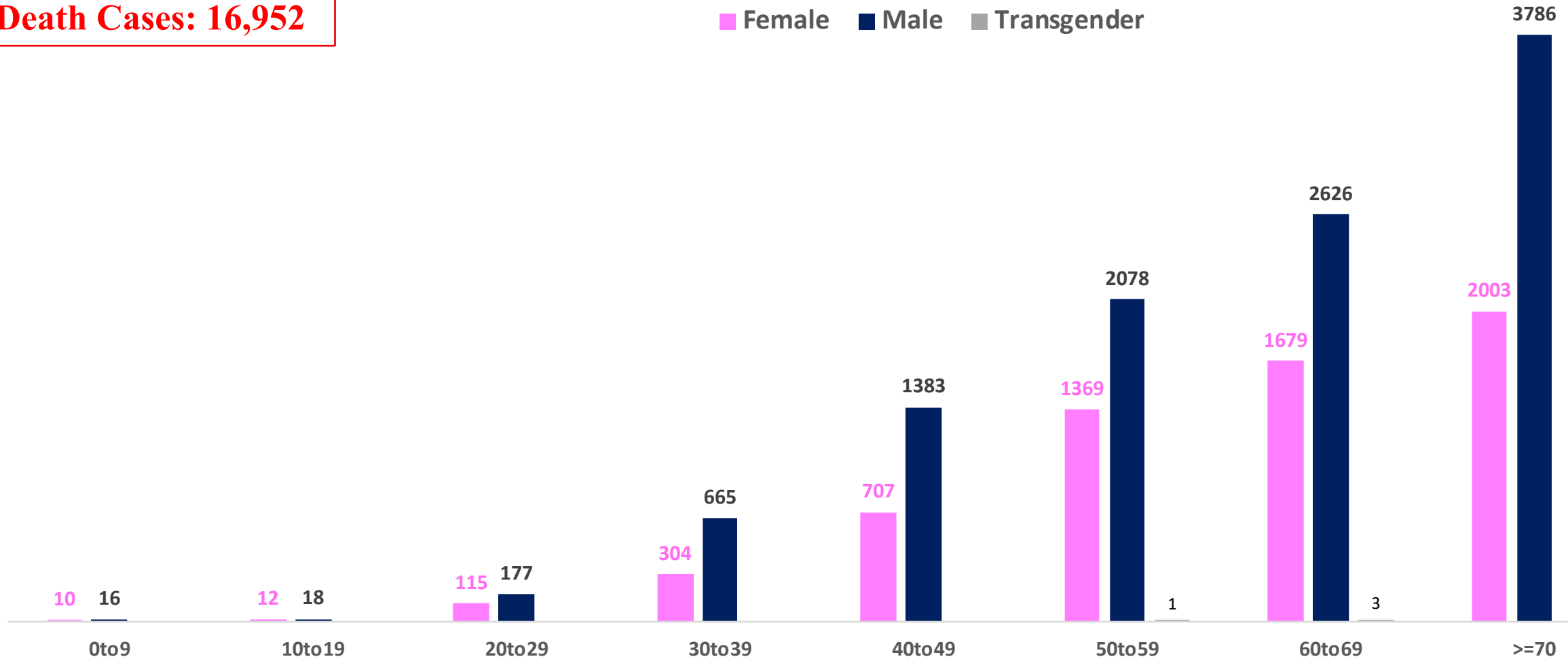


AGE AND GENDER WISE DISTRIBUTION OF DEATH CASES



Death Cases: 16,952

Female Male Transgender





VACCINATION COVERAGE AS ON 19.03.2022

Total Doses Administered

1,82,22,375

▲ 19,935

12-14 years

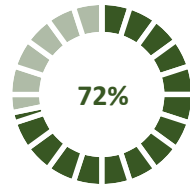
* Eligible Population 2.82 Lakhs

1ST DOSE

7,768

Doses administered

▲ 4,496



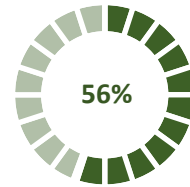
Total 15-18 years Population : 4.42 Lakhs

1ST DOSE

3,17,876

Doses administered

▲ 738

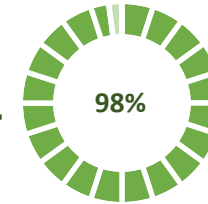


2ND DOSE

2,46,421

Doses administered

▲ 3,491



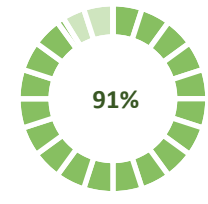
Total adult Population : 91.7 Lakhs

1ST DOSE

89,74,886

Doses administered

▲ 650



2ND DOSE

83,63,541

Doses administered

▲ 8,516

Priority Group*

Health Care Workers

Dose 1

2,10,237

Doses administered

▲ 7

Dose 2

2,04,488

Doses administered

▲ 150

Frontline Workers

Dose 1

3,81,703

Doses administered

▲ 05

Dose 2

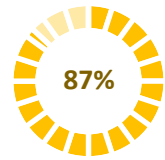
3,70,251

Doses administered

▲ 49

18 - 44 Years Coverage

Dose 1

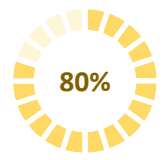


57,14,736

Doses administered

▲ 497

Dose 2



52,62,113

Doses administered

▲ 6,507

PRECAUTION DOSE



3,11,883

Doses administered

▲ 2,044

PRECAUTION DOSES ADMINISTERED

Health Care Workers

60,175

Booster Doses administered

▲ 216

Front Line Workers

45,501

Booster Doses administered

▲ 154

60 + Years Coverage

2,06,207

Booster Doses administered

▲ 1,674

45 – 59 Years Coverage

Dose 1



16,90,911

Doses administered

▲ 79

Dose 2



16,02,825

Doses administered

▲ 1023

60 + Years Coverage

Dose 1



9,77,299

Doses administered

▲ 62

Dose 2



9,23,864

Doses administered

▲ 787



COVID-19 SCENARIO IN BENGALURU AND OTHER METROPOLITAN CITIES



CITY NAME	Positive Cases	Active Cases	Recovered	Deceased	Vaccine Doses Administered
New Delhi	18,63,694	482	18,37,066	26,146	3,19,19,713
Bengaluru*	17,81,007	1,706	17,62,349	16,952	2,09,70,487
Mumbai	10,56,613	315	10,36,742	16,693	2,03,88,406
Chennai	7,50,877	229	7,41,580	9,068	1,01,15,097
Kolkata	4,47,192	272	4,41,264	5,656	96,53,176

Source : <https://dashboard.cowin.gov.in/> at 4:30pm (20.03.2022)
Source : <https://www.covid19bharta.in/> at 4:30pm (20.03.2022)

*includes BBMP & Bengaluru Urban



SNAPSHOT OF COVID-19 CASES IN BENGALURU URBAN



**Total Wards With
<=5 Cases* :
164**

**Tests Conducted
On 19.03.2022:
10,800**

**Recovery
Rate:
98.95%**

**Total
Active Cases :
1,706**

**Total Vaccinated on
19.03.2022:
19,935**

**Positivity
Rate* :
0.73%**

**Active
Rate:
0.10%**

**Case
Fatality Rate* :
1.38%**



*Total positive cases In the past 7 days

*CFR and positivity is for Past 7 days



ಬೃಹತ್ ಬೆಂಗಳೂರು ಮಹಾನಗರ ಪಾಲಿಕೆ
Bruhat Bengaluru Mahanagara Palike



Download BBMP Bulletin	https://apps.bbmpgov.in/covid19/mediabulletin.php
For BBMPCovid19 Bed Status:	https://apps.bbmpgov.in/covid19/en/Bedstatus.php
To register for vaccination :	https://selfregistration.cowin.gov.in/
BBMP COVID19 Dashboard:	https://apps.bbmpgov.in/covid19/
Follow us on:	 www.facebook.com/bbmp.comm1/
	 twitter.com/BBMPCOMM

Issued by:

Honorable Chief Commissioner, BBMP
Special Commissioner Health & IT, BBMP
MD, Bengaluru Smart City Limited

THANK YOU !

